



Clark County School District

**Your
PTA Newsletter!**

Gilbert Magnet School for Communication and Creative Arts

2101 W. Cartier Avenue, North Las Vegas, NV 89032-3699
702-799-4730

Letter from the President

Greetings, Fellow Giraffe Parents!


Wow! The Reflections Program has been completed. That was a real doozy! We had a total of 66 participants who submitted over 100 wonderful entries. We will have the assembly on February 20 to award the honorees at our school level. The top entries have been forwarded to the state level for consideration at that level.

This month we prepare for Nevada Reading Week by participating in our school's Recycled Readables. Students have until February 26th to turn in the books they have finished reading. You should have received information on this in your child's backpack. We will need volunteers for cleaning and organizing. Also, the first week in March is the official Nevada Reading Week. Please consider participating in Caught Ya Reading. I love calling the kids up on the phone to ask them what they are reading. They are so cute! Info will be coming out on that soon.

We will be electing PTA officers in April. Be on the lookout for more information, but if you are interested in a position, you may give me a call: 702-308-7274 or e-mail: lenox4@cox.net

As always, I am happy to be in service at our wonderful school.

Janet Lenox, PTA President



Upcoming Events

Reflections Assembly
Friday, February 20th
2:15pm – 3:00pm

Recycled Readables
Friday, February 27th
Collection Feb. 9 – Feb 26

Caught Ya Reading
March 2 – March 6

Next PTA Meeting
Wednesday, March 4th,
3:21pm

Family Math Night
Thursday, March 26th
5 – 6:15pm Dinner
6:15 – 7:30pm Math Activities

For more information please watch for flyers in your child's backpack or visit the Gilbert PTA website...
www.gilbertpta.org.

**BOX TOPS FOR
EDUCATION**

Please turn in by
February 20th!!!

**Keep Collecting Nestle Go Play
Water Bottle Labels!**

**From the U.S. Department of Education
GENERAL HOMEWORK TIPS FOR PARENTS**

- **Make sure your child has a quiet, well-lit place to do homework.**
Avoid having your child do homework with the television on or in places with other distractions, such as people coming and going.
- **Make sure the materials your child needs, such as paper, pencils and a dictionary, are available.**
Ask your child if special materials will be needed for some projects and get them in advance.
- **Help your child with time management.**
Establish a set time each day for doing homework. Don't let your child leave homework until just before bedtime. Think about using a weekend morning or afternoon for working on big projects, especially if the project involves getting together with classmates.
- **Be positive about homework.**
Tell your child how important school is. The attitude you express about homework will be the attitude your child acquires.
- **When your child does homework, you do homework.**
Show your child that the skills they are learning are related to things you do as an adult. If your child is reading, you read too. If your child is doing math, balance your checkbook.
- **When your child asks for help, provide guidance, not answers.**
Giving answers means your child will not learn the material. Too much help teaches your child that when the going gets rough, someone will do the work for him or her.
- **When the teacher asks that you play a role in homework, do it.**
Cooperate with the teacher. It shows your child that the school and home are a team. Follow the directions given by the teacher.
- **If homework is meant to be done by your child alone, stay away.**
Too much parent involvement can prevent homework from having some positive effects. Homework is a great way for kids to develop independent, lifelong learning skills.
- **Stay informed.**
Talk with your child's teacher. Make sure you know the purpose of homework and what your child's class rules are.
- **Help your child figure out what is hard homework and what is easy homework.**
Have your child do the hard work first. This will mean he will be most alert when facing the biggest challenges. Easy material will seem to go fast when fatigue begins to set in.
- **Watch your child for signs of failure and frustration.**
Let your child take a short break if she is having trouble keeping her mind on an assignment.
- **Reward progress in homework.**
If your child has been successful in homework completion and is working hard, celebrate that success with a special event (e.g., pizza, a walk, a trip to the park) to reinforce the positive effort.

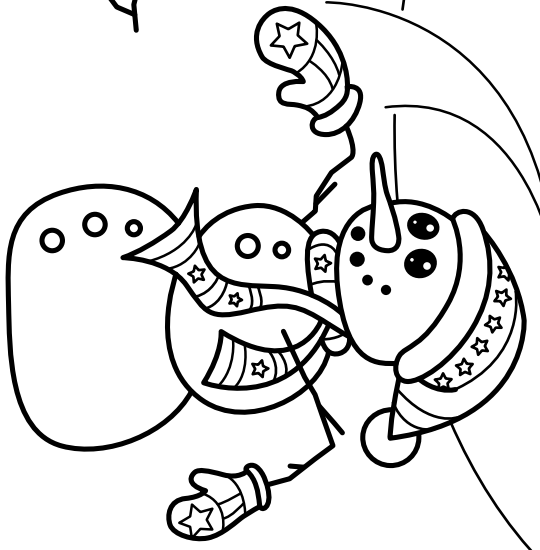


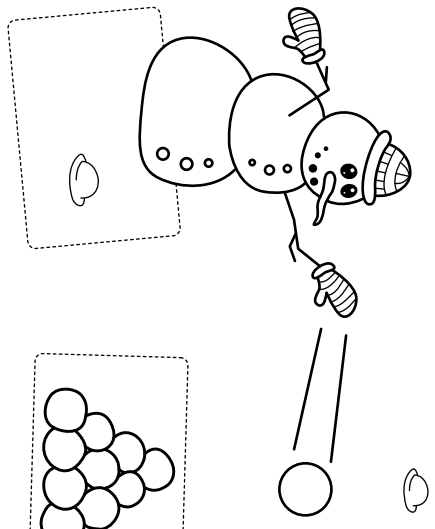
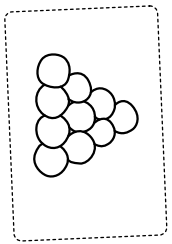
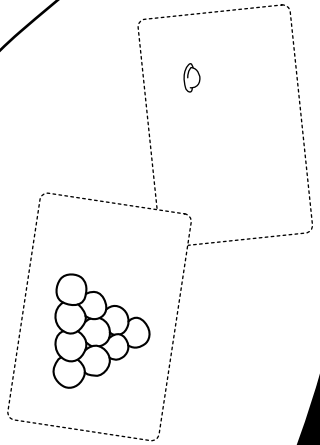
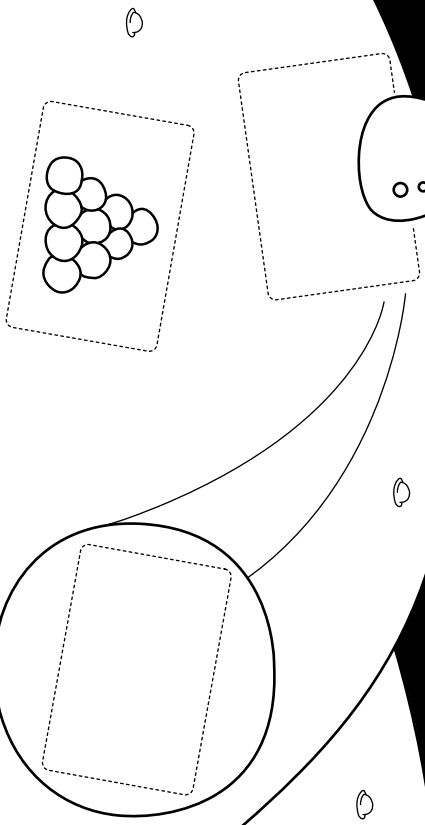
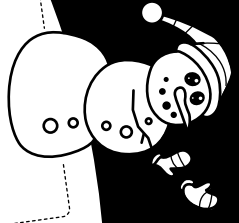

Don't forget - Albertsons will donate up to 4% of your Albertsons Preferred Savings Card eligible purchases to our school. Also, use your Target Red Card or Target Visa and request that a percentage of your purchases go to Gilbert Magnet School. Details online at gilbertpta.org, albertsons.com, target.com and easy to set up when you ask at the store!

**Calling all Albertson's shoppers!
Check your receipt at check-out for the following message.**

Community Partners Shopper
The link to your
School or Organization
will expire 2/28/2009.

Visit www.albertsonscp.com
to relink your card

HOORAY FOR SNOW DAYS!

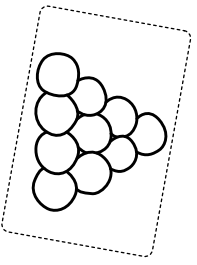


Paste in a flurry of Box Tops and earn cash for your school!

NAME _____

GRADE _____

TEACHER'S NAME _____



**A CALL TO ACTION
A CALL TO PARTICIPATE**

**"It is the firefighter's courage to storm a stairway filled with smoke,
but also a parent's willingness to nurture a child,
that finally decides our fate."**

- President Obama, Inauguration Day 2009

**Gilbert PTA's Next Meeting is Wednesday,
March 4th at 3:21pm.**

Please join us.

PTA is not a clique.

PTA is not just for women.

The T in PTA stands for Teachers.

No matter your time commitment your input would be invaluable.

Bring your children to the meeting.

Gilbert is special and unique and deserves our support.

PTA DON'T BE AFRAID.

PTA GIVE IT A TRY.

PLEASE.

